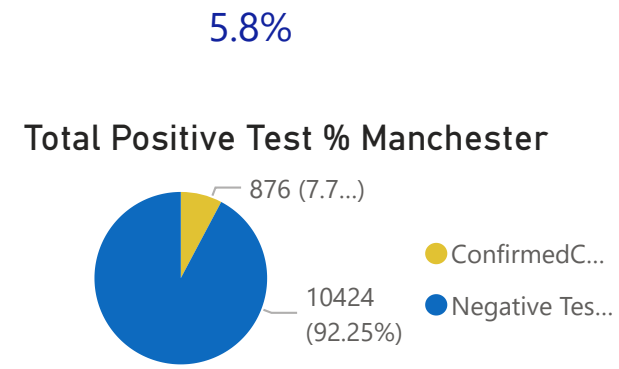




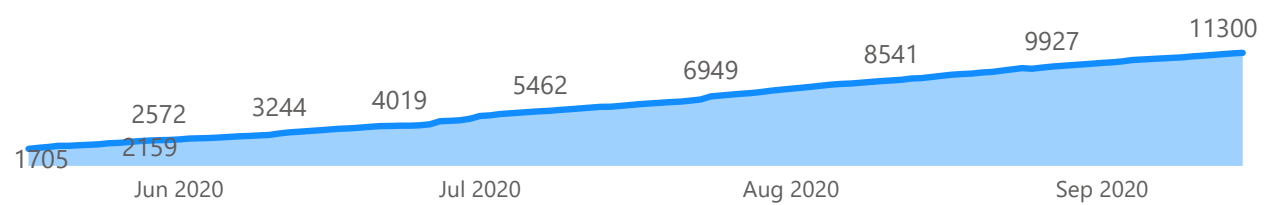
# Town of Manchester COVID-19 Dashboard September 15, 2020

## Test Positivity Rate (past 7 days)

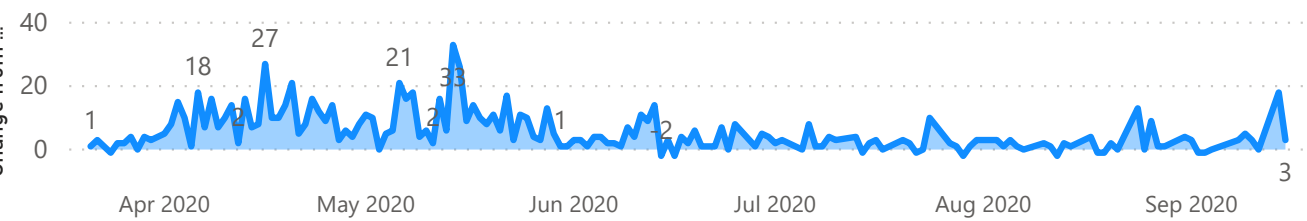
	Total Cases Manchester#	Total Deaths	New People Tested	New Daily Cases Manchester	Positive Test %
<b>Tues Sept 15</b>	<b>876</b>	<b>106</b>	<b>54</b>	<b>3</b>	<b>5.6%</b>
<b>One Week Ago</b>	<b>847</b>	<b>105</b>	<b>216</b>	<b>3</b>	<b>1.4%</b>
<b>Two Weeks Ago</b>	<b>846</b>	<b>105</b>	<b>82</b>	<b>3</b>	<b>3.7%</b>



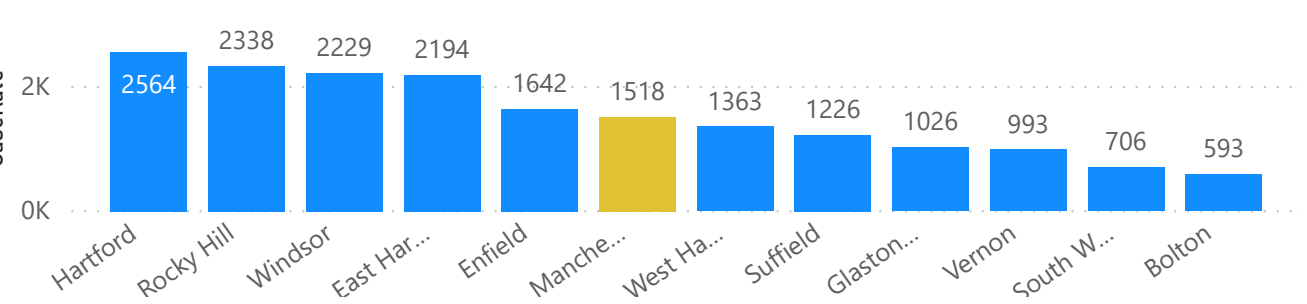
Total People Tested in Manchester by Date^^



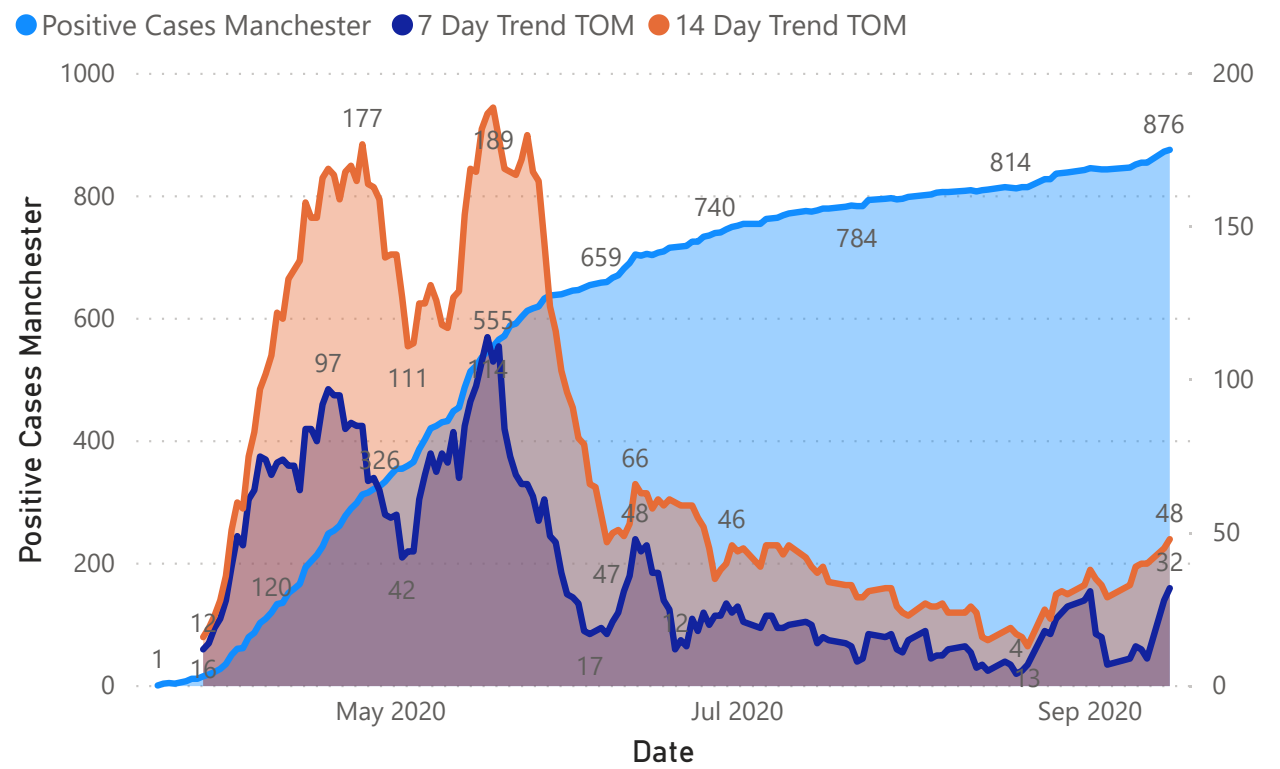
Confirmed New Daily Cases in Manchester #



Nearby Town Case Rate Comparison (per 100k)



Confirmed Cases Manchester, 7 Day Trend\* and 14 Day Trend\*\* by Date



Data Source = CT Department of Public Health  
 All data are preliminary and subject to change  
 Dashboard Visualizations created by Town of Manchester

^^As of May 21, CT DPH is now reporting "total people" tested versus "total tests"  
 #Total Cases includes both confirmed and probable. For breakdown see data at:  
[portal.ct.gov/coronavirus/COVID-19-Data-Tracker](http://portal.ct.gov/coronavirus/COVID-19-Data-Tracker)

\*7 day trend shows amount of additional confirmed cases over past week, by date  
 \*\*14 day trend shows amount of additional confirmed cases over past two weeks, by date

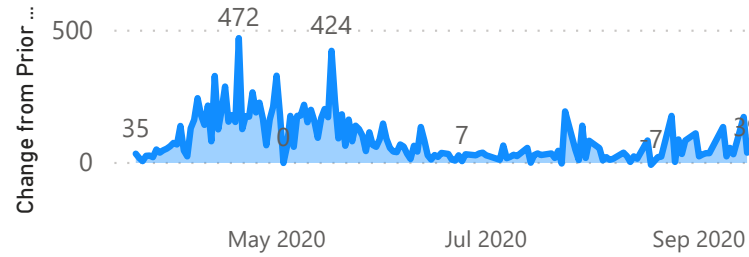


# Hartford County COVID-19 Dashboard September 15, 2020

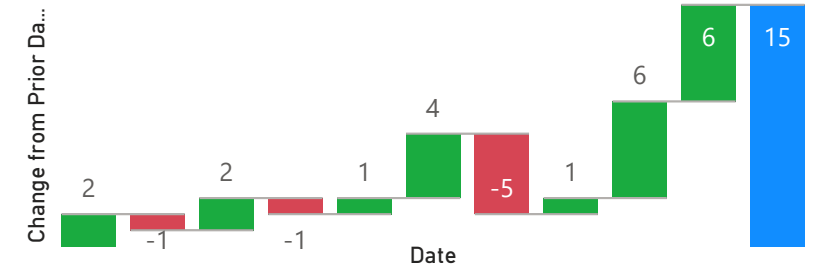
## Daily Hospitalization Change Last 10 days Hartford County

	Total Confirmed Cases Hartford County	Total Fatalities
<b>Tues Sept 15</b>	<b>14099</b>	<b>1431</b>
<b>One Week Ago</b>	<b>13771</b>	<b>1428</b>
<b>Two Weeks Ago</b>	<b>13529</b>	<b>1425</b>

## Confirmed New Daily Cases Hartford County

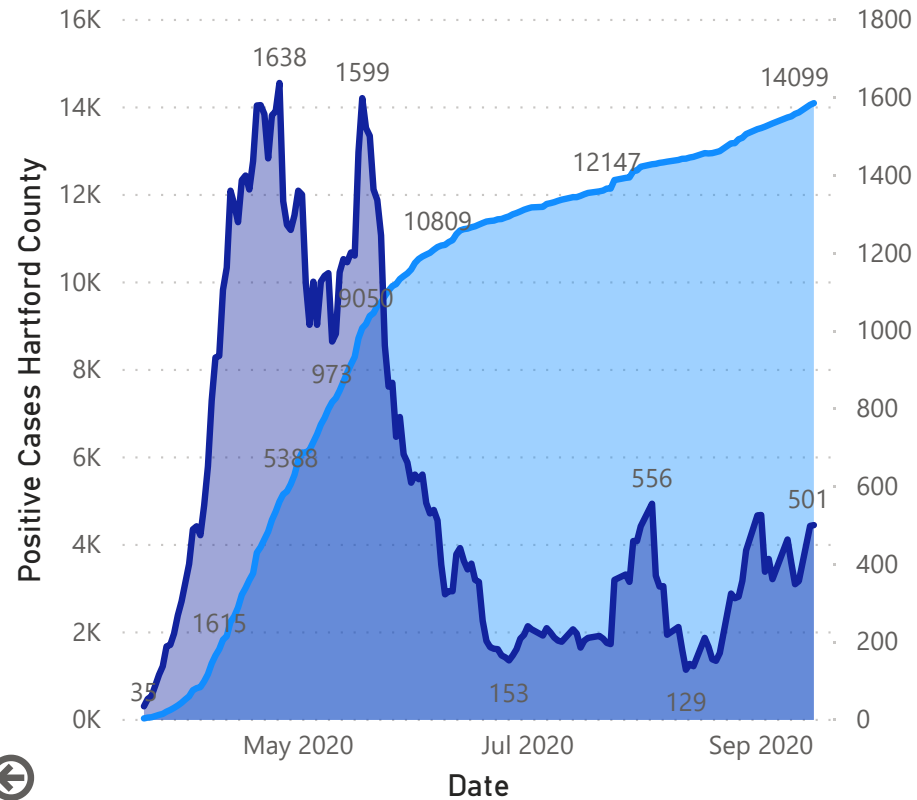


● Increase ● Decrease ● Total

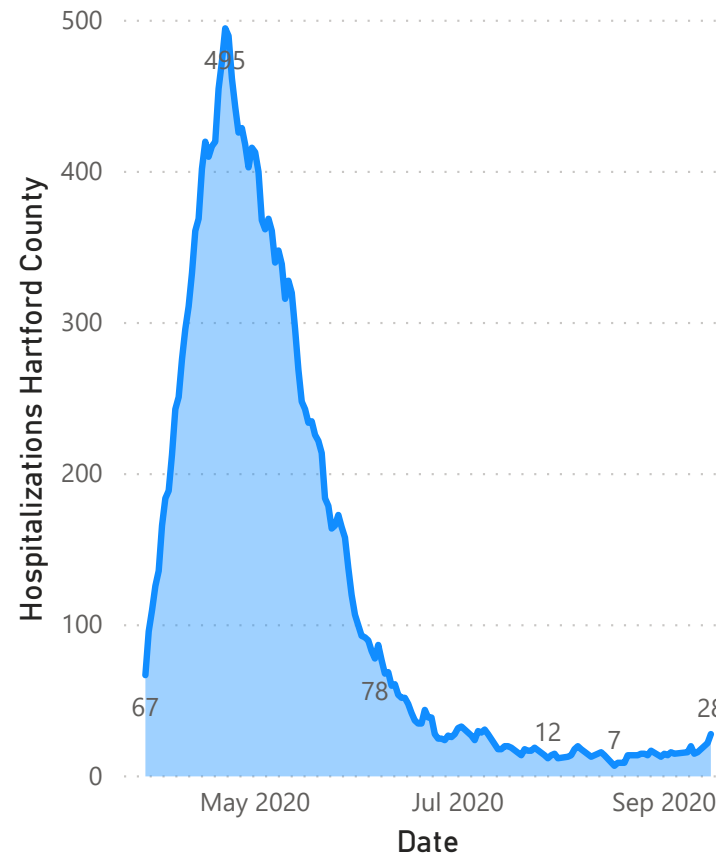


## Confirmed Cases Hartford County

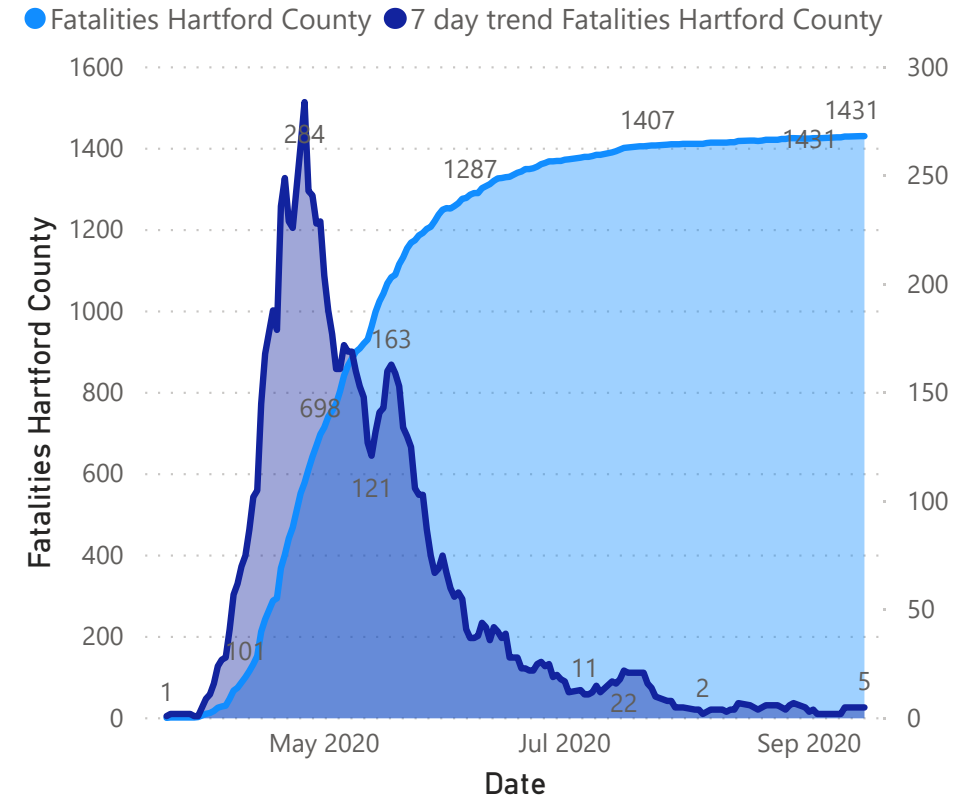
● Positive Cases Hartford County ● 7 Day Trend Hartford County



## Hospitalizations Hartford County by Date



## Fatalities Hartford County and 7 day trend Fatalities Hartford County by Date



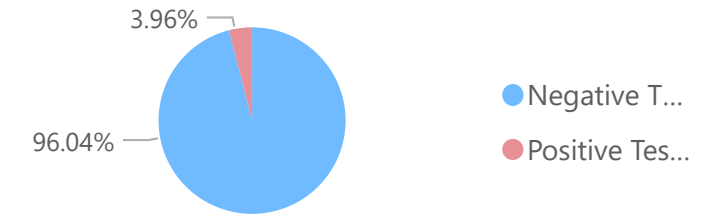


# State of Connecticut COVID-19 Dashboard September 15, 2020

**Positivity Test Rate (Past 7 Days)**

1.2%

Statewide Test Positive Test %



**Total Confirmed Cases Statewide**

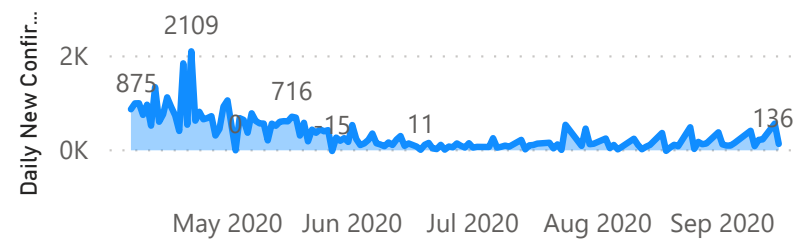
**Total Tests**

**CT Hospitalized**

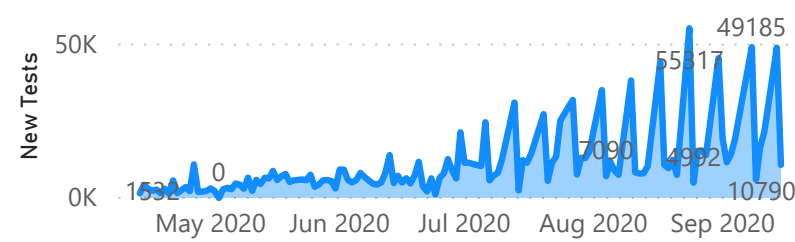
**CT Fatalities**

	Total Confirmed Cases Statewide	Total Tests	CT Hospitalized	CT Fatalities
<b>Tues Sept 15</b>	55.03K	1.39M	71	4485
<b>One Week Ago</b>	53.78K	1.28M	50	4474
<b>Two Weeks Ago</b>	53.01K	1M	56	4466

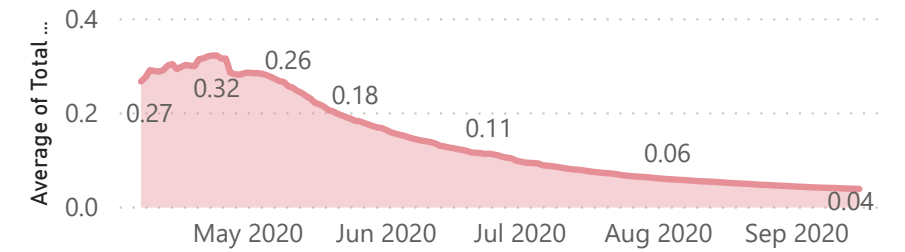
Daily New Confirmed Cases in CT



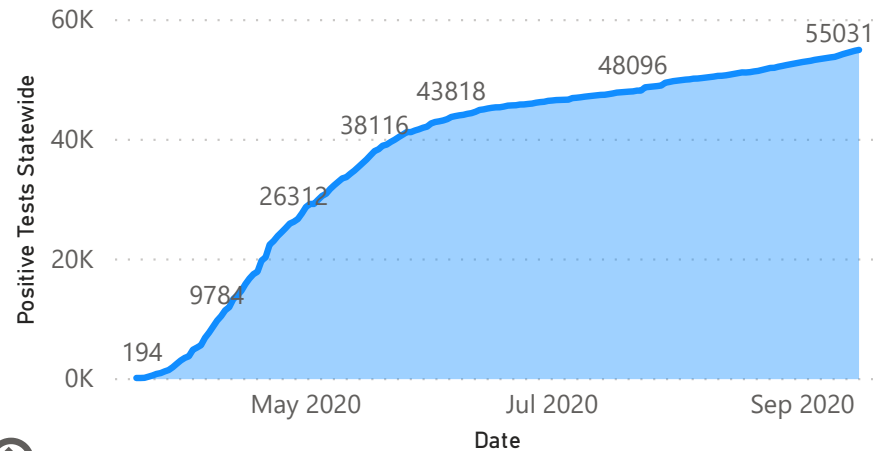
Daily Total Tests Conducted in CT\*



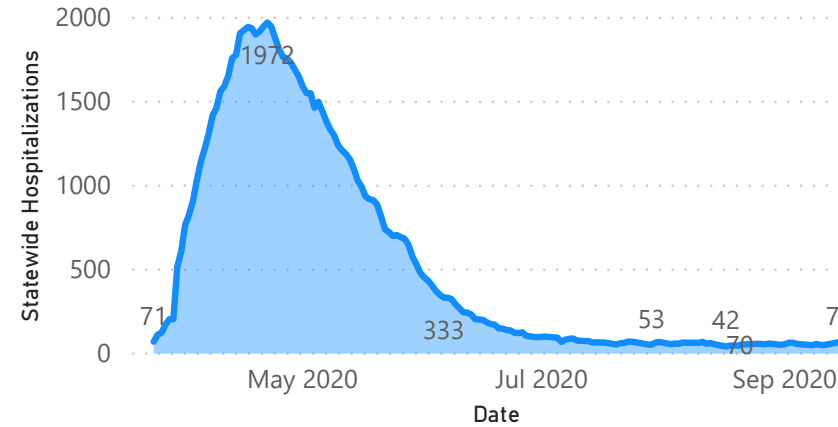
% Positive Tests in Connecticut



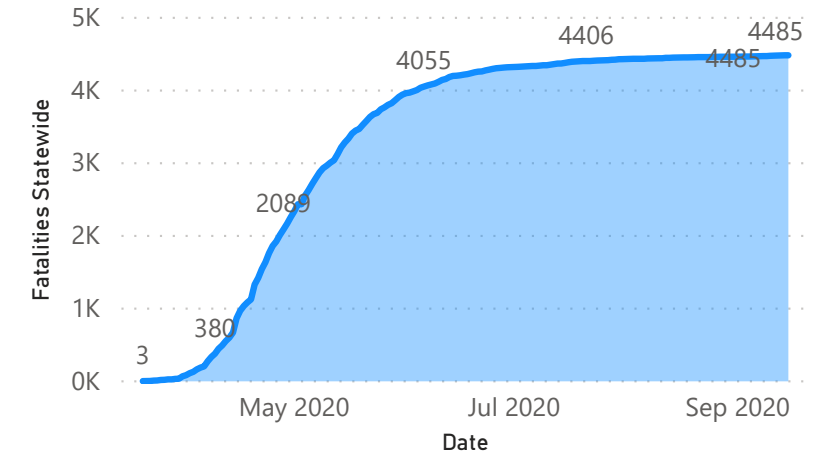
Total Confirmed Cases State of Connecticut



Current Statewide Hospitalizations



Total Statewide Fatalities



Data Source = CT Department of Public Health / All data are preliminary and subject to change  
Dashboard Visualizations created by Town of Manchester

\*On April 27, the state began reporting total tests conducted. This replaces the previously reported total number of patients tested and includes persons tested multiples times.